

Board Member Activities and Alerts

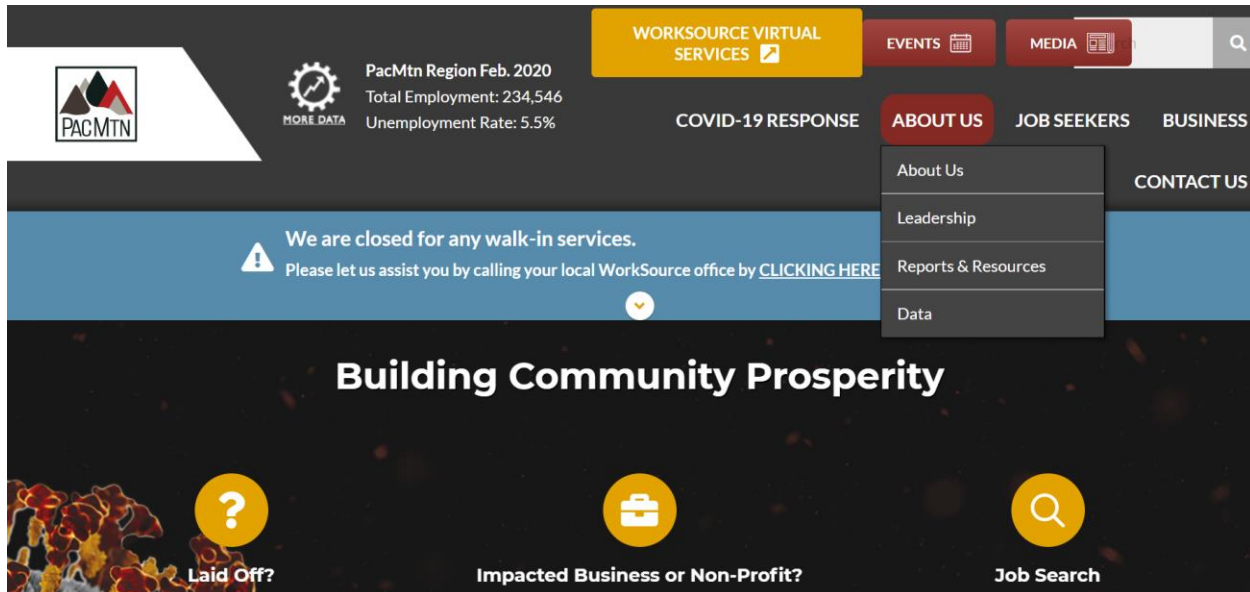
NOT Business as usual, but intensified... PacMtn operations are deemed essential. We have gone 100% virtual and services are continuing, including enrollments. Additionally, this dramatic new day requires staff re-imagine workforce development delivery including re-design, re-build, and re-equipping talent. All this it to be done while scanning the environment and dealing with the greatest tsunami of unemployment ever recorded in this region—likely nationally. We are staying calm, helping each other, taking care of ourselves and our families and remaining in good spirits. Our goal...create hope until the solutions can be found. PacMtn's Board can be proud of its staff and contractors.

Program News

Local Integrated Strategic Plan (LISP)... The State Board has delayed the timeline for full submission. We were set to completed all requirements on the previously aggressive timeline. This delay offers welcome relief. The items needed for the abbreviated submission are do-able.

Business and Industry Supports... All regional EDC are deep into responding and serving the needs of local businesses. They are routinely sending our materials and hosting informational webinars like [DECLASSIFIED](#) with Board Members David Schaffert and Michael Cade.

[PacMtn Website](#) Excellent Resource...



The screenshot shows the PacMtn website homepage. At the top, there is a navigation bar with links for WORKSOURCE VIRTUAL SERVICES, EVENTS, and MEDIA. Below this, a section displays regional statistics: PacMtn Region Feb. 2020, Total Employment: 234,546, and Unemployment Rate: 5.5%. A prominent blue banner with a warning icon states: "We are closed for any walk-in services. Please let us assist you by calling your local WorkSource office by [CLICKING HERE](#)". The main heading is "Building Community Prosperity". At the bottom, there are three circular icons representing services: "Laid Off?", "Impacted Business or Non-Profit?", and "Job Search".

UI...be ready before you apply! Go to: [ESD.wa.gov](https://www.esd.wa.gov) to get information on ways to help—Action Alerts, lots of FAQ, Eligibility Checker, virtual SOP (Standard Operating Procedures)

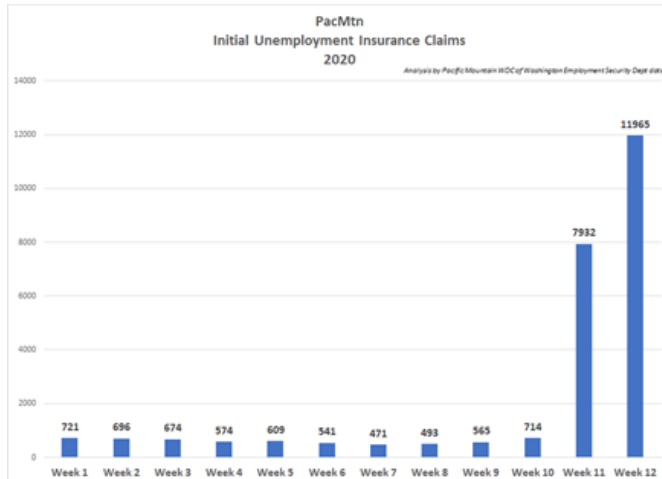
Unemployment dollars are important contributors to the economy and key to the current emergency safety net. Last week pay-outs = \$80 mil and very important money in the pockets of Washingtonians.

CEO HIGHLIGHTS

April 2020

COVID-19 Edition v.1

PacMtn Sobering Data...Unemployment insurance claims topped 168,000 total last week in the PacMtn Region. The numbers and percent increase is staggering. The week of claims was not only a big leap over normal but a big leap over the previous big leap. It appears to be settling a bit this last week, but we know the numbers will continue to rise, as every day we hear of more and more business closures.



Week 12, ending March 28 INCREASE in Initial Claims		
	Compared to week 10 last "normal" week	Compared to Week 11
Grays Harbor	1301%	62%
Lewis	1884%	67%
Mason	850%	36%
Pacific	1696%	112%
Thurston	1838%	45%
PacMtn Region	1576%	51%

A total estimate of the economic impact of the COVID-19 virus requires figuring out which businesses are shut down and which are open. It is a tall order, but we are working on trying to understand the NET impact on the region. We did analyze, the complete shutdown of full service restaurants and a 70% reduction in business for hotels, motels and other accommodations- -the 70% figure is derived from company reports of losses between 65% and 75% percent. Workers are losing nearly **\$6 million in wages a week** from these two industries alone.

Full Service Restaurants 100% loss Hotels, Motels and Other Accommodations 70% downturn	Direct Loss within Two Industries	Supply Chain Loss	Jobs Lost Due to Less Consumer Spending by Workers (indirect)	Total Loss PacMtn Region
Jobs	7305	890	914	9108
Wages per week	\$4,274,396	\$842,345	\$825,920	\$5,942,661
State & Local Revenue/week				\$1,844,750

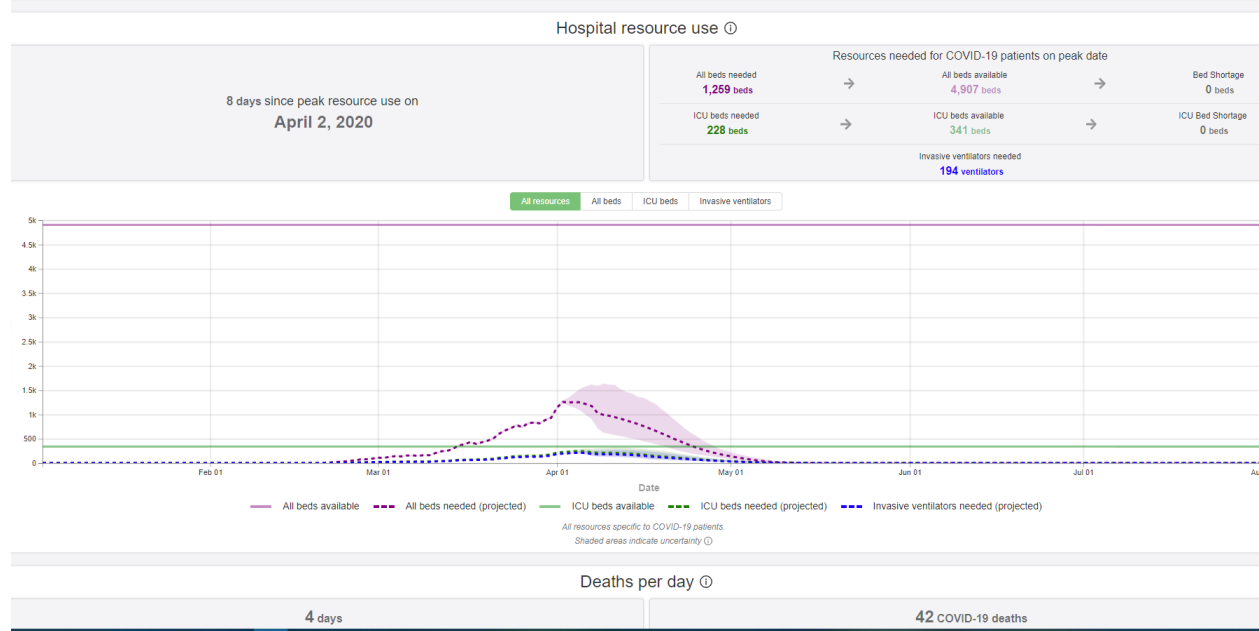
CEO HIGHLIGHTS

April 2020

COVID-19 Edition v.1

Website tracks containment progress... This tracking tool predicts resource utilization/cases/death rate for the country and by state: <https://covid19.healthdata.org/projections>

Snapshot from WA



Stories of Lives Changed

We are working to build a site that creates a place where we can share these types of stories of hope and success. They are there and are an important part of the region's life blood.