



PACIFIC MOUNTAIN
WORKFORCE
DEVELOPMENT

building community prosperity

REGIONAL IMPACT REPORT

2020 CALENDAR YEAR





Disruption and innovation have redefined the labor market and the economic landscape of our region and our nation. The Pacific Mountain WorkForce Development Council has taken stock of the organizational and environmental changes to the workforce development system and acknowledges both internal and external transformations, changes in services delivery, and improvements to our virtual platforms system-wide.

Some challenging areas were universally felt – by staff and citizens alike – such as inadequate home office arrangements; lack of childcare; unfamiliarity with virtual meeting platforms; and feelings of isolation as a result of social distancing. There were also many positive discoveries that were cause for celebration, such as a newfound way to interface with clients while remaining socially distant and healthy; increased technological literacy; and intentional, deliberate collaboration.



5,711 TOTAL JOBS SEEKERS ASSISTED BY STAFF
participants



251 WIOA YOUTH
participants



458 DD214 VERIFIED VETERANS
participants



562 WIOA DISLOCATED WORKERS
participants

“The pandemic had a dramatic and traumatic impact on our workforce. Getting people re-attached to the labor market and back to work is a critical step in the recovery of our economy. Building economic resiliency requires we intensify our commitment to shorter-term, in-demand training programs that serve the needs of business and industry.” -Cheryl B. Fambles, CEO



A proud partner of the AmericanJobCenter network

The WorkSource office systems, statewide, closed to the public in mid-March. However, the work of serving dislocated workers, adults, youth – with ever increasing focus on equity, access and priority populations – did not cease.

Recognizing that the COVID crisis, and the economic hardship resulting from the aforementioned safety measures, disproportionately impacts communities of color and the most undeserved with our communities, PacMtn’s commitment to equity in access and service has deepened to further focus our work on prioritizing these communities. The way we serve changed; as virtual trainings came online, outreach and case management went remote, ESD partners reassigned their staff to unemployment insurance, and employer and business engagement required an ‘all-hands-on-deck’ approach with our economic development partners to provide triage and technical assistance to local businesses. And, while rapid response continues, we must look forward to prepare the road to recovery for our citizens and our businesses.

YOUTH IMPACT STORY

Through this year’s summer DVR program, Alex enrolled in the Lewis County Summer Youth Internship Program (SYIP) and conducted his internship at Quanex Building Products which manufactures window and door screens. Alex is going to Centralia College next year, enrolling in the welding program. He was awarded a scholarship to attend.

During his internship, he learned basic workplace skills like showing up on time, following direction and working hard in the shipping department preparing card load of screens for delivery. He said, “I like it here because it is hard, honest work and I can work independently.”

Last year, Alex participated in the program and worked at Thorbeckes Athletic Club cleaning, sanitizing workout

equipment and general cleaning. He is looking forward to graduating from Centralia College and getting a job as a welder.

DISLOCATED WORKER IMPACT STORY

A Thurston County resident was laid off and out of work when he was referred to the WorkSource office for dislocated worker assistance. He successfully completed CDL training and was hired by Sutton Metals in Lacey.

He started out at \$16/hr and is now making \$27/hr. He says, “I am so grateful for your program! I appreciate you people so much!”

BUSINESS SERVICES

PacMtn and our partner, the Thurston County Chamber of Commerce, work together to help connect businesses to workforce talent, and provide assistance with recruitment, screening, and on-the-job training.

BUSINESS IMPACT STORY

In December of 2019, the Thurston County Chamber of Commerce began working with Mason County manufacturer Belco Forest Products to develop an opportunity for their incumbent workers to gain the Adult Basic Education knowledge that they need to be eligible for promotion into supervisor and lead positions.

In partnership with Belco and Sound Learning, the local Adult Basic Education provider for the area, several workers are being provided the opportunity to increase their English and math proficiency during Onsite night classes. As an incentive for workers the business is providing a time and a half wage rate for their training time.

Once the workers complete this portion of their training program, the Thurston County Chamber of Commerce will partner with Impact Washington to provide supervisor and mentor upskill training, through the PacMtn WDC Future of Work incumbent worker training fund.



**PIVOTED SERVICE DELIVERY MODEL
TO A VIRTUAL SETTING**



2,705 
TOTAL BUSINESSES SERVED 1:1

847 
TOTAL NEW BUSINESSES SERVED

3,676 TOTAL SERVICES
PROVIDED



MORE THAN 125,000
BUSINESS ENGAGEMENT POINTS SINCE
THE BEGINNING OF THE PANDEMIC



MORE THAN 25,000
DOWNLOADS OF THE TOTAL
TALENT MAGNET PODCAST

PRIORITY SECTORS

Priority sectors are networks of firms related by common markets, supply chains, infrastructure, innovation, technology and labor pools. Through a data-driven Cluster Study, six sectors were identified as major drivers for our region's economy. PacMtn and our partners are focusing our resources on meeting the needs of businesses to provide a supply chain of adequately skilled and trained job seekers for current and future industry needs.



FOOD PRODUCTION



**WOOD PRODUCTS
& PAPER MFG.**



HEALTHCARE



**SPECIALITY MFG.
& LOGISTICS**



IT & TELECOMM

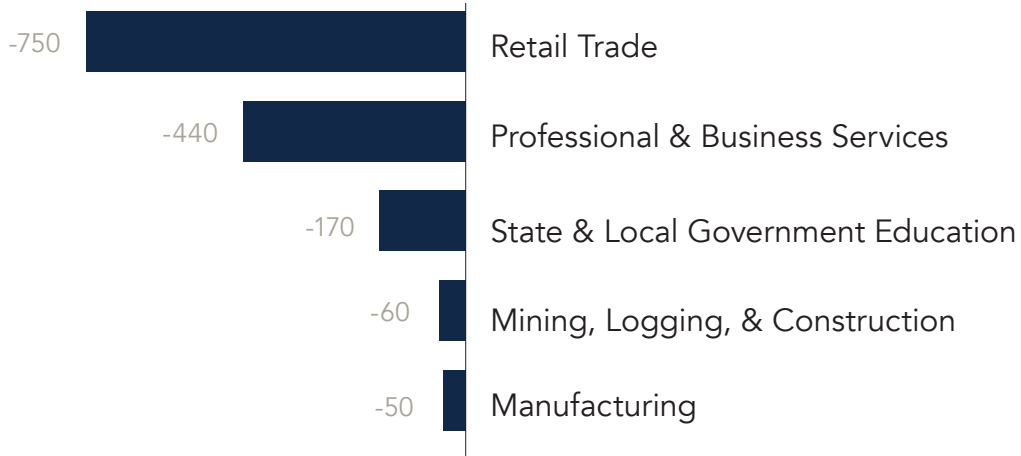


**HOSPITALITY &
TOURISM**

IMPACT BY THE NUMBERS - GRAYS HARBOR

TOP JOB LOSSES BY INDUSTRY SECTOR Decline in Non-Farm Employment March to April 2020

Analysis by Pacific Mountain WDC of Washington Employment Security Dept. data



MONTHLY EMPLOYMENT & UNEMPLOYMENT

Analysis by Pacific Mountain WDC of Washington Employment Security Dept. data

Month	Total Employment	Change In Number From Previous Month	Unemployment Rate (For Month)	% Point Change From Previous Month
April	25,367	-1,371	19.4%	12.6%
March	26,738	-608	6.8%	-0.3%
February	27,346	-137	7.1%	-0.6%



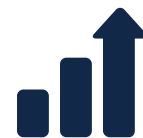
UNEMPLOYMENT RATES

March - 6.8%
April - 19.4%



TOTAL EMPLOYMENT

March - 26,631
April - 25,367

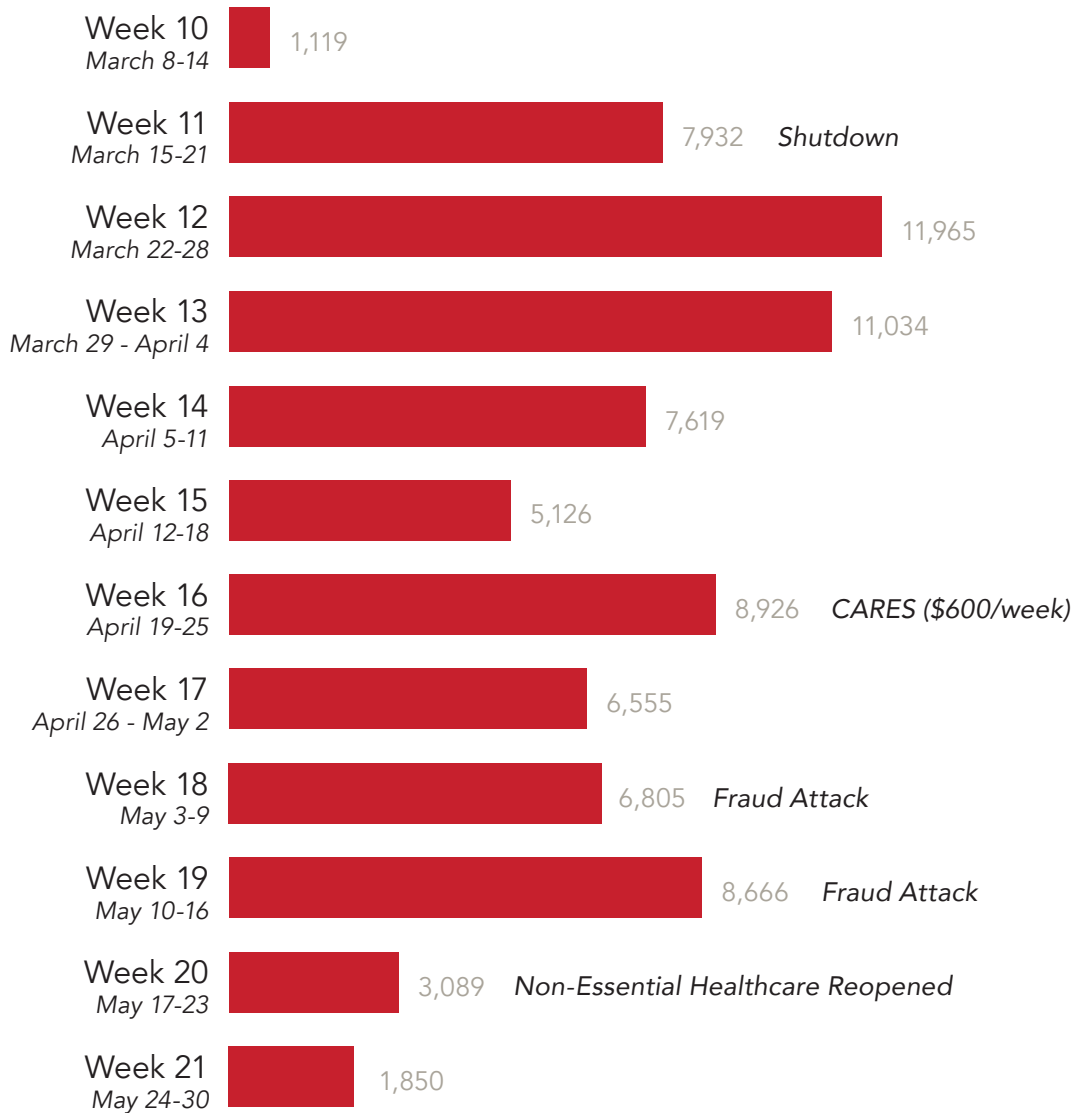


NEW UNEMPLOYMENT
CLAIMS INCREASED BY
4,151 FROM MARCH-APRIL

IMPACT BY THE NUMBERS - PACMTN REGION

INITIAL UNEMPLOYMENT INSURANCE CLAIMS

PacMtn combined five-county region. Analysis by Pacific Mountain WDC of Washington Employment Security Dept. data



MONTHLY EMPLOYMENT & UNEMPLOYMENT

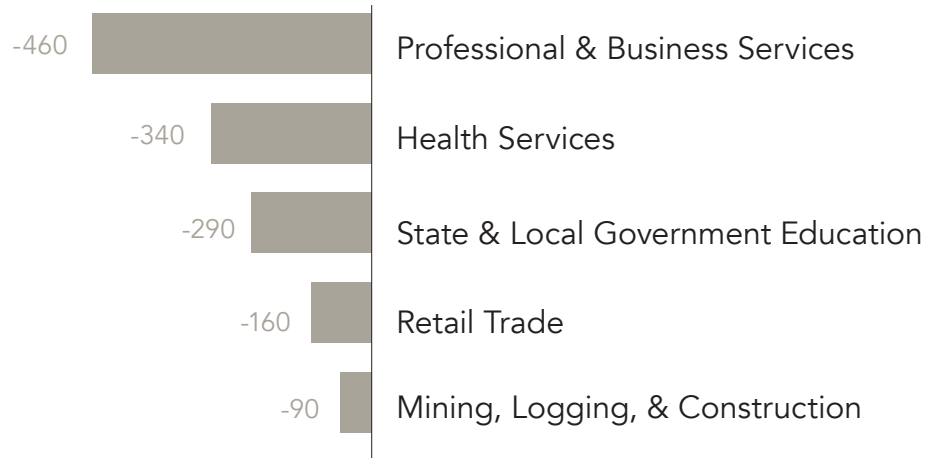
PacMtn combined five-county region. Analysis by Pacific Mountain WDC of Washington Employment Security Dept. data

Month	Total Employment	Change In Number From Previous Month	Unemployment Rate (For Month)	% Point Change From Previous Month
April	215,408	-13,990	15.8%	10.6%
March	229,398	-5,148	5.2%	-0.3%
February	234,546	-741	5.5%	-0.2%

IMPACT BY THE NUMBERS - LEWIS

TOP JOB LOSSES BY INDUSTRY SECTOR Decline in Non-Farm Employment March to April 2020

Analysis by Pacific Mountain WDC of Washington Employment Security Dept. data



MONTHLY EMPLOYMENT & UNEMPLOYMENT

Analysis by Pacific Mountain WDC of Washington Employment Security Dept. data

Month	Total Employment	Change In Number From Previous Month	Unemployment Rate (For Month)	% Point Change From Previous Month
April	31,252	-937	16.3%	10.2%
March	32,189	-920	6.1%	-0.3%
February	33,109	-50	6.4%	0.7%



UNEMPLOYMENT RATES

March - 6.2%
April - 16.3%



TOTAL EMPLOYMENT

March - 32,290
April - 31,252

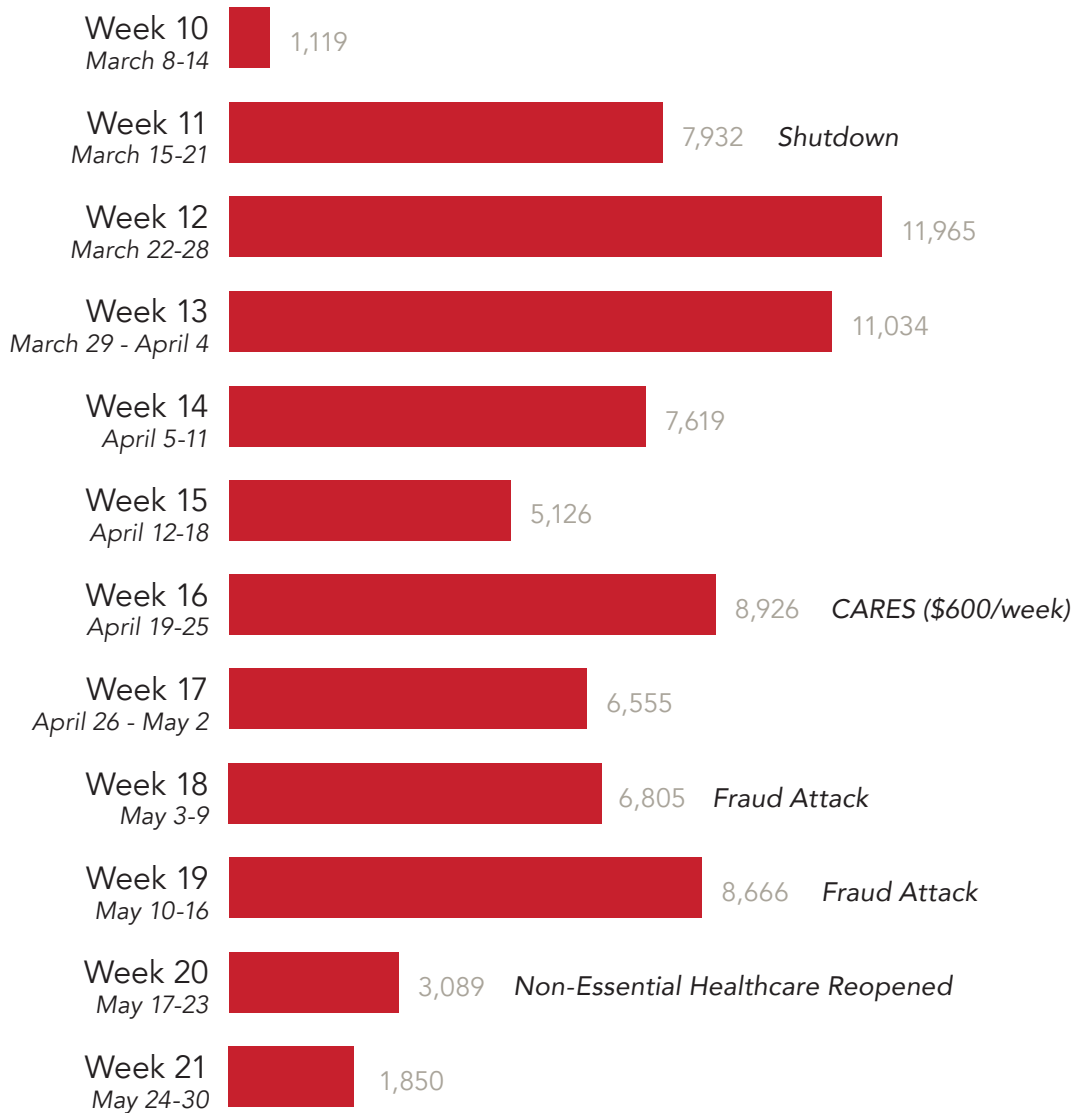


NEW UNEMPLOYMENT
CLAIMS INCREASED BY
3,960 FROM MARCH-APRIL

IMPACT BY THE NUMBERS - PACMTN REGION

INITIAL UNEMPLOYMENT INSURANCE CLAIMS

PacMtn combined five-county region. Analysis by Pacific Mountain WDC of Washington Employment Security Dept. data



MONTHLY EMPLOYMENT & UNEMPLOYMENT

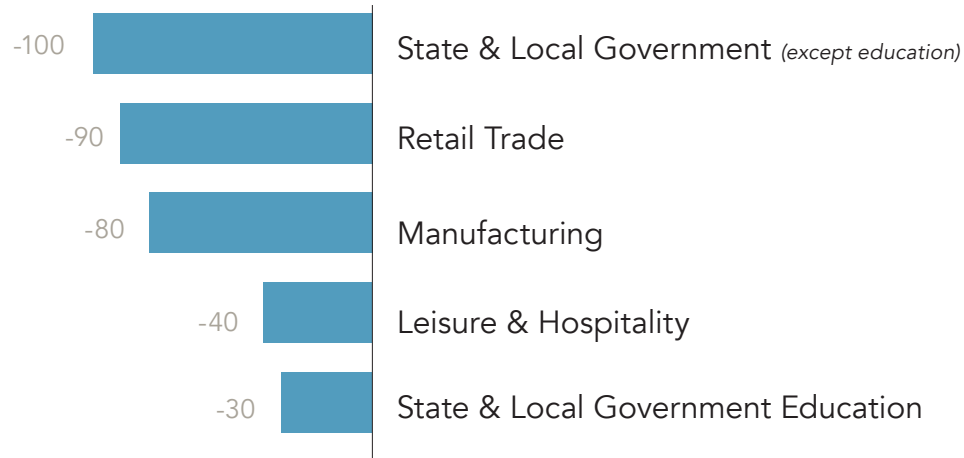
PacMtn combined five-county region. Analysis by Pacific Mountain WDC of Washington Employment Security Dept. data

Month	Total Employment	Change In Number From Previous Month	Unemployment Rate (For Month)	% Point Change From Previous Month
April	215,408	-13,990	15.8%	10.6%
March	229,398	-5,148	5.2%	-0.3%
February	234,546	-741	5.5%	-0.2%

IMPACT BY THE NUMBERS - MASON

TOP JOB LOSSES BY INDUSTRY SECTOR Decline in Non-Farm Employment March to April 2020

Analysis by Pacific Mountain WDC of Washington Employment Security Dept. data



MONTHLY EMPLOYMENT & UNEMPLOYMENT

Analysis by Pacific Mountain WDC of Washington Employment Security Dept. data

Month	Total Employment	Change In Number From Previous Month	Unemployment Rate (For Month)	% Point Change From Previous Month
April	23,151	-643	16.1%	10.0%
March	23,794	-1,117	6.1%	-0.1%
February	24,911	6	6.2%	0.5%



UNEMPLOYMENT RATES

March - 6.1%
April - 16.1%



TOTAL EMPLOYMENT

March - 23,777
April - 23,151

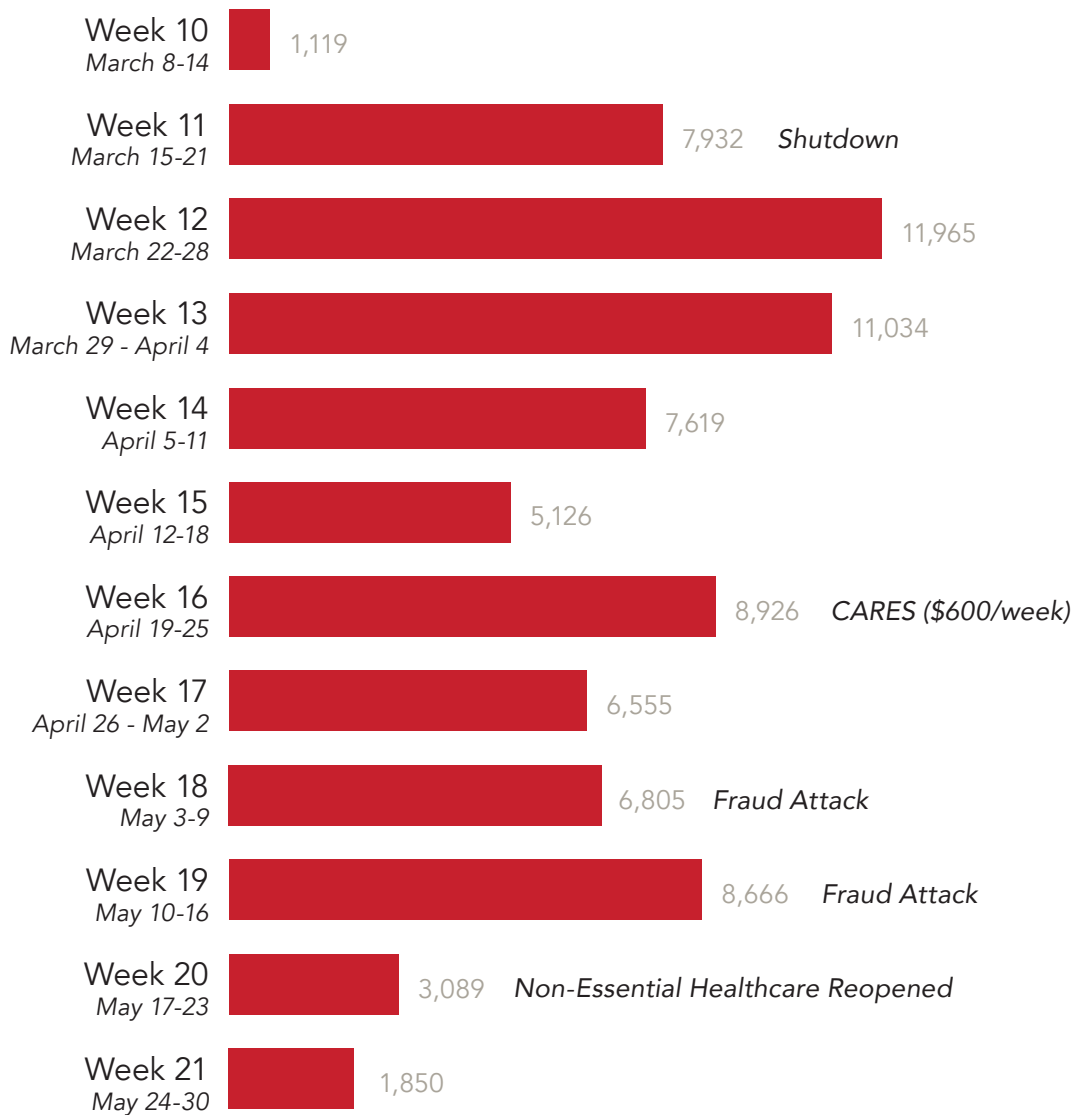


NEW UNEMPLOYMENT
CLAIMS INCREASED BY
2,190 FROM MARCH-APRIL

IMPACT BY THE NUMBERS - PACMTN REGION

INITIAL UNEMPLOYMENT INSURANCE CLAIMS

PacMtn combined five-county region. Analysis by Pacific Mountain WDC of Washington Employment Security Dept. data



MONTHLY EMPLOYMENT & UNEMPLOYMENT

PacMtn combined five-county region. Analysis by Pacific Mountain WDC of Washington Employment Security Dept. data

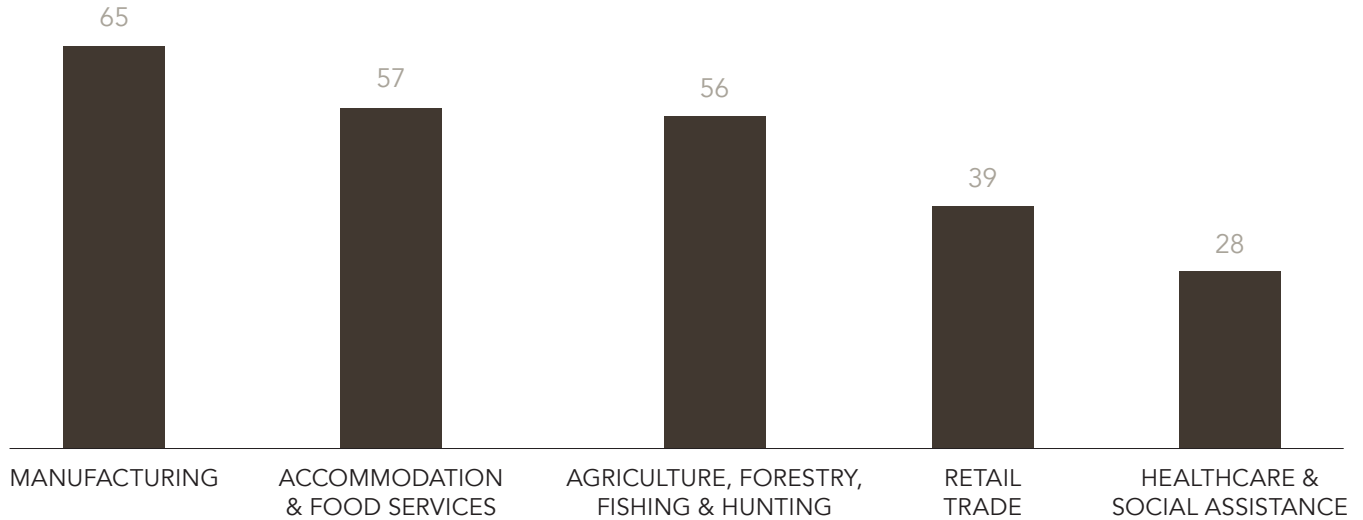
Month	Total Employment	Change In Number From Previous Month	Unemployment Rate (For Month)	% Point Change From Previous Month
April	215,408	-13,990	15.8%	10.6%
March	229,398	-5,148	5.2%	-0.3%
February	234,546	-741	5.5%	-0.2%

PACIFIC COUNTY

UNDUPLICATED UNEMPLOYMENT INSURANCE CONTINUED CLAIMANTS

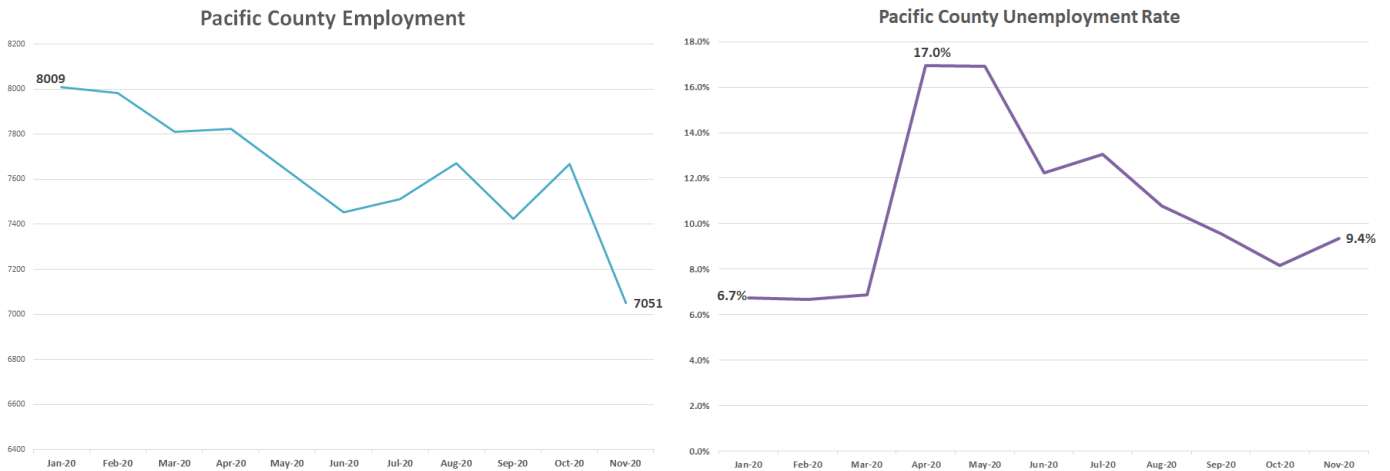
Top Five Industry Sectors | April 12, 2020-January 2, 2021

Source: PacMtn analysis of unpublished Washington Department of Employment Security data.
 Note: This data is missing early peak weeks in March. The data was not collected by the Washington Department of Employment Security until April 12. Some Pacific County data was suppressed to protect privacy.



MONTHLY EMPLOYMENT & UNEMPLOYMENT

Analysis by Pacific Mountain WDC of Washington Employment Security Dept. data



Did you know? Debit and credit card spending in Pacific County dropped 44% below the January average in April 2020, then rebounded to 40% above average by the end of May and remained there by the end of the year. Pacific County's consumer spending recovery well outpaced the state of Washington, which has remained mired in below-average spending for the entirety of the pandemic. Source: Affinity Solutions

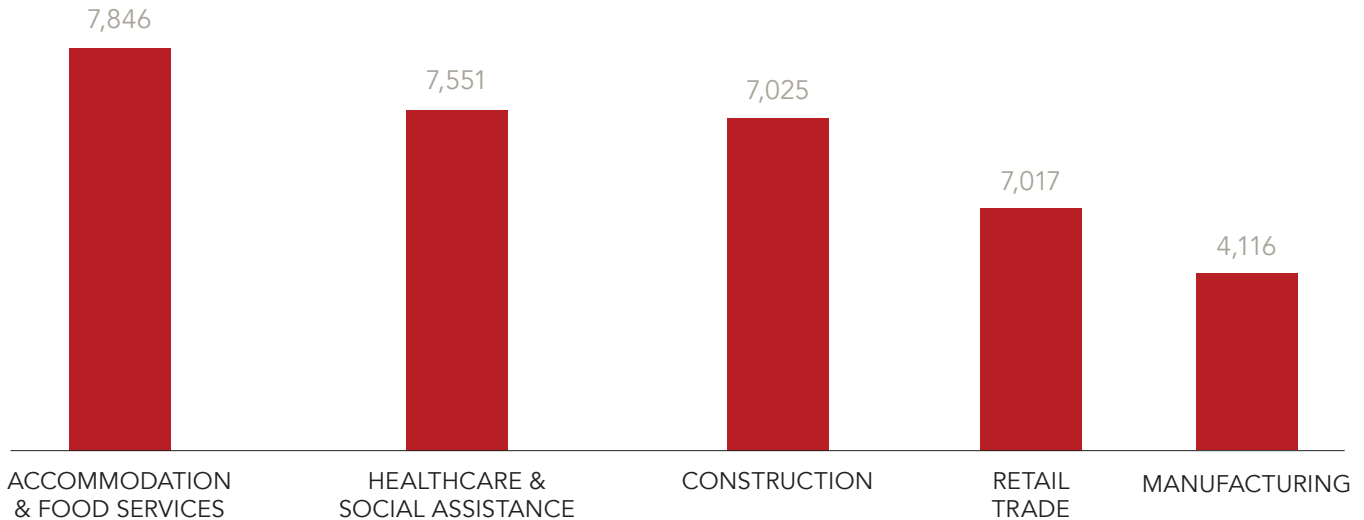


Did you know? The median age in Pacific County is 55 years old - highest in the PacMtn region and 4th highest in Washington state. Source: Washington State Office of Financial Management, April 1 2020 population survey

PACMTN WDA

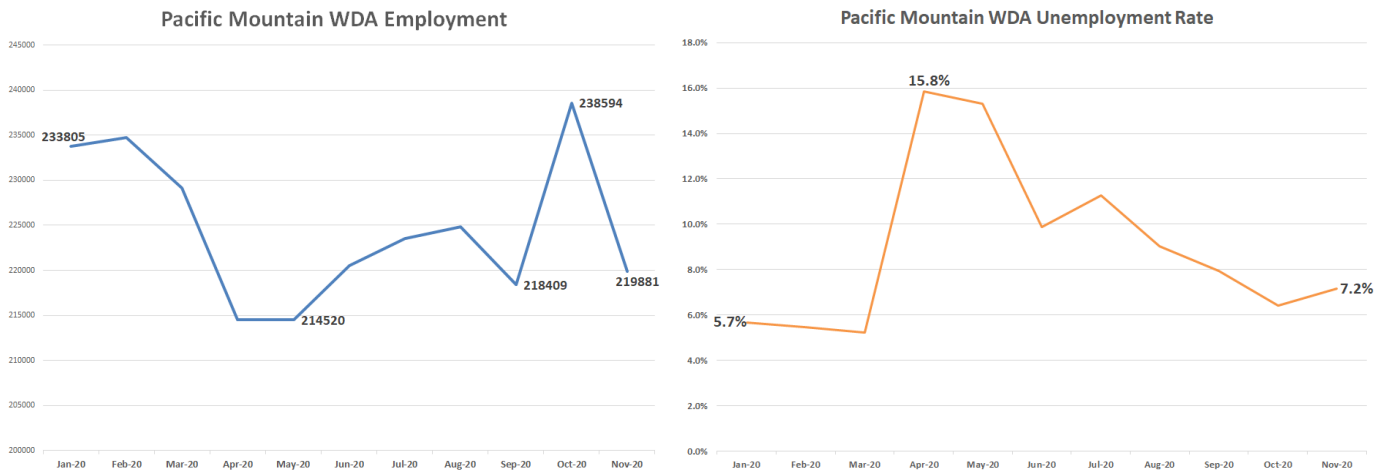
UNDUPLICATED UNEMPLOYMENT INSURANCE CONTINUED CLAIMANTS Top Five Industry Sectors | April 12, 2020-January 2, 2021 | Pacific Mountain WDA

Source: PacMtn analysis of unpublished Washington Department of Employment Security data.
Note: This data is missing early peak weeks in March. The data was not collected by the Washington Department of Employment Security until April 12.



MONTHLY EMPLOYMENT & UNEMPLOYMENT

Analysis by Pacific Mountain WDC of Washington Employment Security Dept. data



Did you know? Veterans comprise 10% of the PacMtn adult population, compared to 7% of Washington population and 5% of the US population. Source: American Community Survey, 2019 1-year estimates.



Did you know? Six months into 2020, shellfish farming employment as a share of all employment remained 166 times more prevalent in the PacMtn region than in the state of Washington as a whole. Source: PacMtn analysis of Quarterly Census of Employment and Wages, Q2 2020.

IMPACT BY THE NUMBERS - THURSTON

TOP JOB LOSSES BY INDUSTRY SECTOR Decline in Non-Farm Employment March to April 2020

Analysis by Pacific Mountain WDC of Washington Employment Security Dept. data



MONTHLY EMPLOYMENT & UNEMPLOYMENT

Analysis by Pacific Mountain WDC of Washington Employment Security Dept. data

Month	Total Employment	Change In Number From Previous Month	Unemployment Rate (For Month)	% Point Change From Previous Month
April	127,815	-11,052	14.9%	10.4%
March	138,867	-2,330	4.5%	-0.2%
February	141,197	948	4.7%	-1.0%



UNEMPLOYMENT RATES

March - 4.6%
April - 14.9%



TOTAL EMPLOYMENT

March - 138,675
April - 127,815

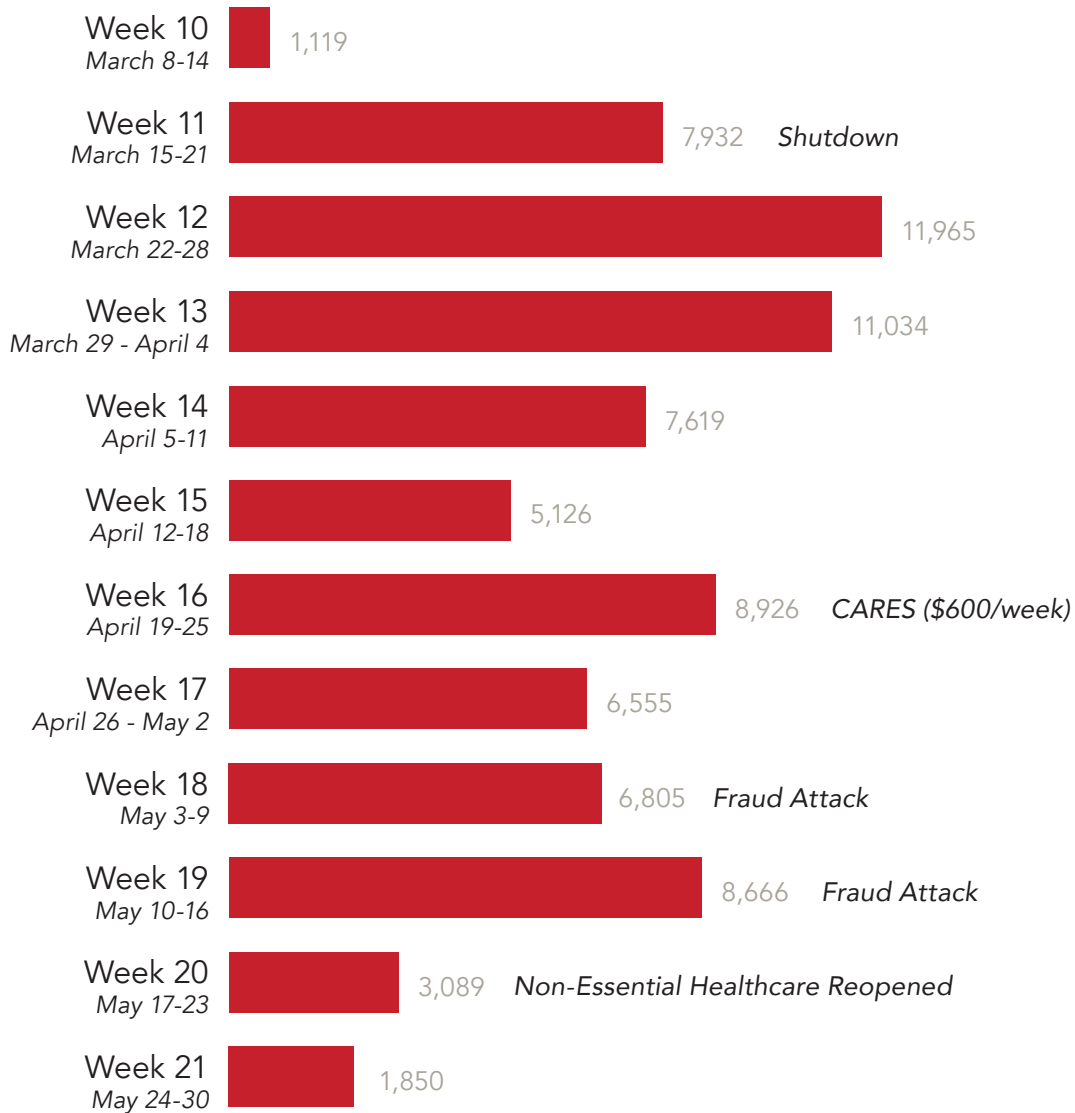


**NEW UNEMPLOYMENT
CLAIMS INCREASED BY
15,552 FROM MARCH-APRIL**

IMPACT BY THE NUMBERS - PACMTN REGION

INITIAL UNEMPLOYMENT INSURANCE CLAIMS

PacMtn combined five-county region. Analysis by Pacific Mountain WDC of Washington Employment Security Dept. data



MONTHLY EMPLOYMENT & UNEMPLOYMENT

PacMtn combined five-county region. Analysis by Pacific Mountain WDC of Washington Employment Security Dept. data

Month	Total Employment	Change In Number From Previous Month	Unemployment Rate (For Month)	% Point Change From Previous Month
April	215,408	-13,990	15.8%	10.6%
March	229,398	-5,148	5.2%	-0.3%
February	234,546	-741	5.5%	-0.2%

GOVERNANCE

CHAIRPERSON
Jacquelin Earley

VICE-CHAIRPERSON
Michael Cade

SECRETARY/TREASURER
Steve Rogers

CONSORTIUM CHAIR
Lisa Olsen

INCOMING BOARD CHAIR
Alissa Shay

Alissa Shay	Port of Grays Harbor	Grays Harbor County
Diana Murphy	Intermountain Staffing	Grays Harbor County
Duane Evans	Port Blakely US Forestry	Lewis County
Bill Sullivan	K-12 Education Consultant	Lewis County
Peter Lahmann	Port of Centralia	Lewis County
Jennifer Baria	Mason County EDC	Mason County
Jacquelin Earley	Sierra Pacific Industries	Mason County
Grant Lehman	Jack's Country Store	Pacific County
Steve Rogers	Pacific County Historical Society	Pacific County
Michael Cade	Thurston County EDC	Thurston County
David Schaffert	Thurston County Chamber	Thurston County
Scott Haas	Employment Security Dept	Regional Representative
Johnathan Pleger	Morningside	Regional Representative
Christina Riley	National Laborers Employers Cooperation Education Trust	Regional Representative
Sherry Barry	Retired LiUNA NW Region	Regional Representative
Cheryl Heywood	Timberland Regional Library	Regional Representative
Kelli Bloomstrom	Transitional Education and Centralia College East	Regional Representative
Dana Anderson	ESD #113	Regional Representative
Bob Guenther	Thurston-Lewis-Mason Counties Labor Council	Regional Representative
Jason Reed	DSHS/Community Services Division	Regional Representative
Paul Vertrees	DSHS/Vocational Rehabilitation Division	Regional Representative

CONTACT US

PacMtn WDC Phone: (360) 704-3568
1570 Irving Street SW Fax: (360) 704-6444
Tumwater, WA 98512 info@pacmtn.org

Visit us at www.pacmtn.org

MISSION

To lead dynamic regional workforce development that enhances economic success.

VISION

PacMtn is a recognized leader providing workforce solutions in Grays Harbor, Lewis, Mason, Pacific and Thurston Counties.



Did you know? Job seekers can connect to services at any of the 27 Timberland Library locations?

TUMWATER 1570 Irving Street SW • (360) 704-3600
ABERDEEN 415 W Wishkah, Ste 2D • (360) 538-2350
SHELTON 2505 Olympic Hwy N, Ste 420 • (360) 427-2174

CHEHALIS 151 NE Hampe Way • (360) 748-2360
BELFAIR 140 NE State Route 300 • (360) 552-2303
LONG BEACH 2601 N Pacific Hwy • (360) 642-6213

WorkSource and Pacific Mountain Workforce Development Council is an equal opportunity employer/program. Auxiliary aids and services are available upon request to individuals with disabilities. Washington Relay 711.